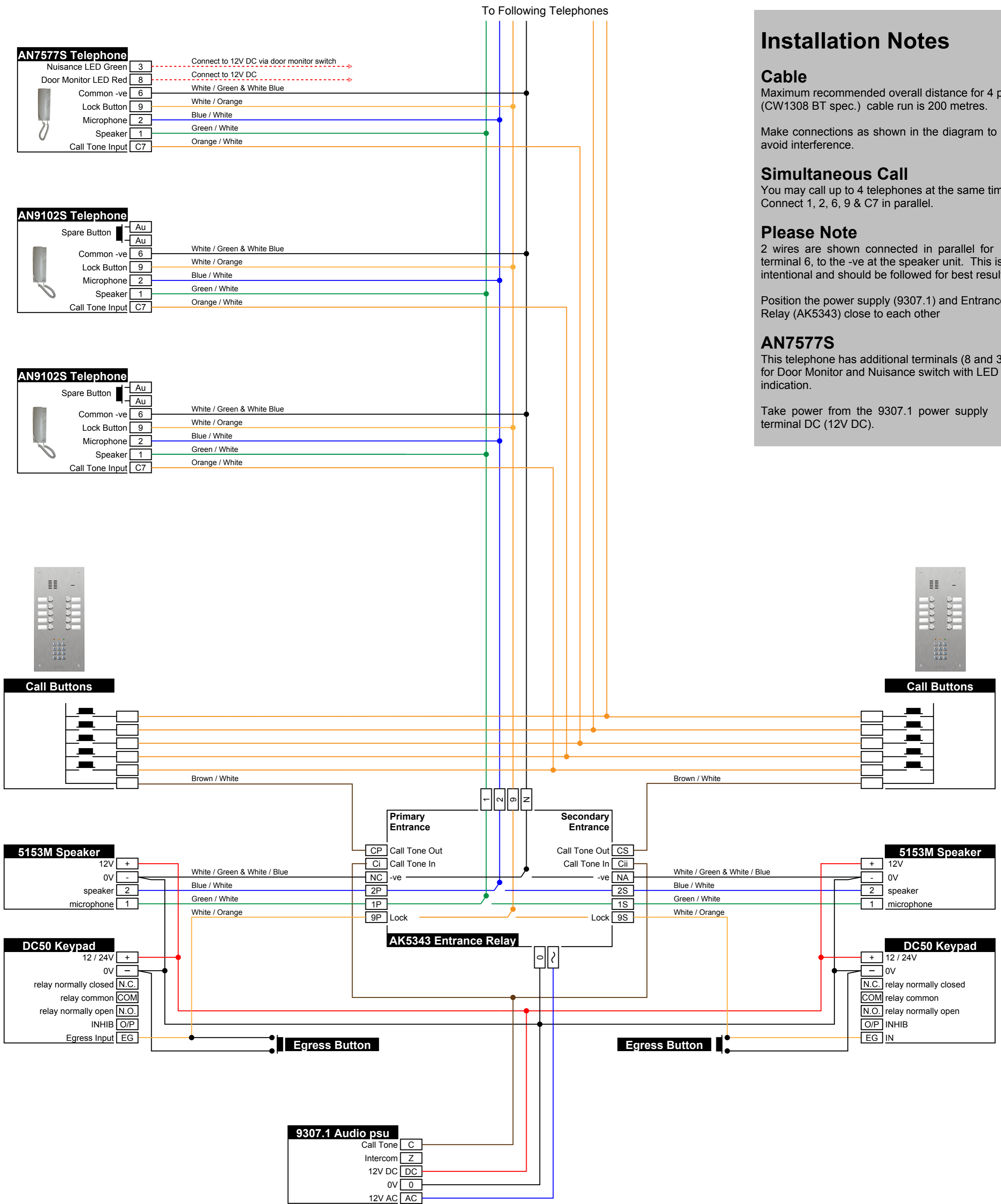


4000 Series audio door entry system n users, 2 entrances with DC50 Keypads



Installation Notes

Cable
Maximum recommended overall distance for 4 pair (CW1308 BT spec.) cable run is 200 metres.

Make connections as shown in the diagram to avoid interference.

Simultaneous Call
You may call up to 4 telephones at the same time. Connect 1, 2, 6, 9 & C7 in parallel.

Please Note
2 wires are shown connected in parallel for terminal 6, to the -ve at the speaker unit. This is intentional and should be followed for best results.

Position the power supply (9307.1) and Entrance Relay (AK5343) close to each other

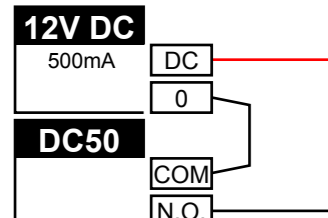
AN7577S
This telephone has additional terminals (8 and 3) for Door Monitor and Nuisance switch with LED indication.

Take power from the 9307.1 power supply terminal DC (12V DC).

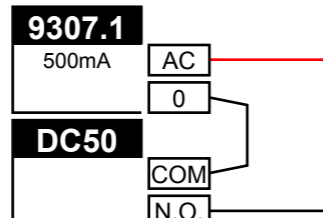
Locking Options

Note : 9307.1 provides MAX 500mA 12V AC. Do not use 9307.1 500mA DC output for locking in this installation

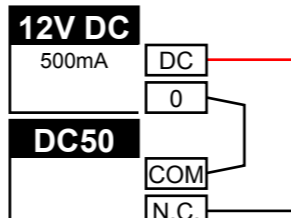
12V DC Fail Locked



12V AC Fail Locked



12V DC Fail Open



Volt Free

