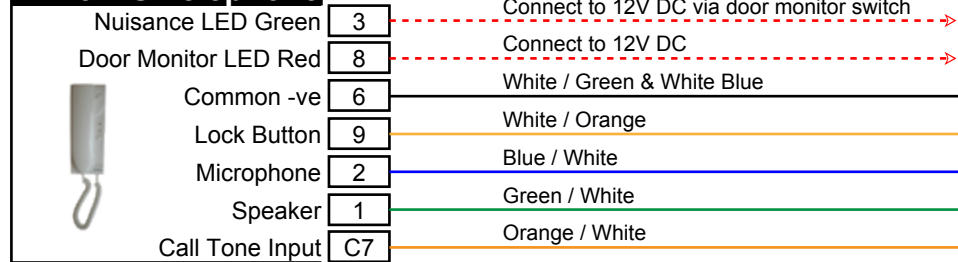


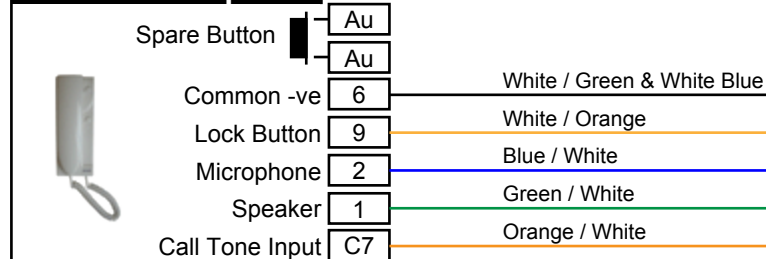
4000 Series audio door entry system n users, 1 entrance with DC250 Access Control

To Following Telephones

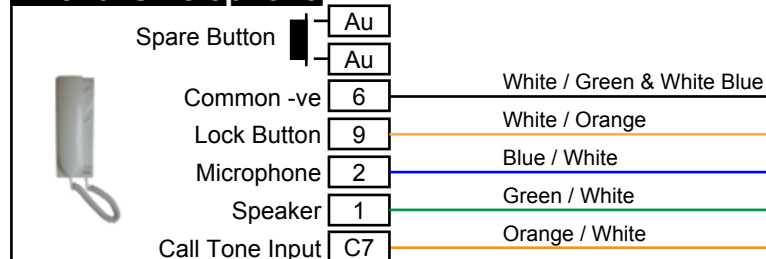
AN7577S Telephone



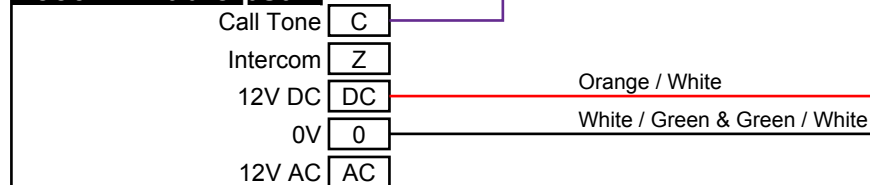
AN9102S Telephone



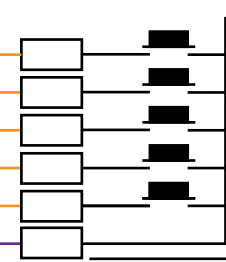
AN9102S Telephone



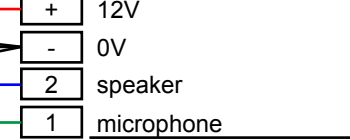
9307.1 Audio psu




Call Buttons



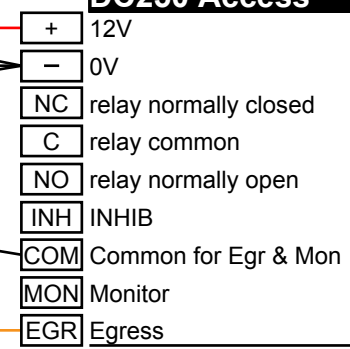
5153M Speaker



12V DC psu



DC250 Access



Reader connections omitted for clarity

Installation Notes

Cable

Maximum recommended overall distance for 4 pair (CW1308 BT spec.) cable run is 200 metres.

Make connections as shown in the diagram to avoid interference.

Simultaneous Call

You may call up to 4 telephones at the same time. Connect 1, 2, 6, 9 & C7 in parallel.

Please Note

2 wires are shown connected in parallel for terminal 6, to the -ve at the speaker unit. This is intentional and should be followed for best results.

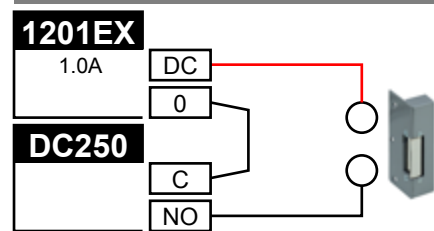
AN7577S

This telephone has additional terminals (8 and 3) for Door Monitor and Nuisance switch with LED indication.

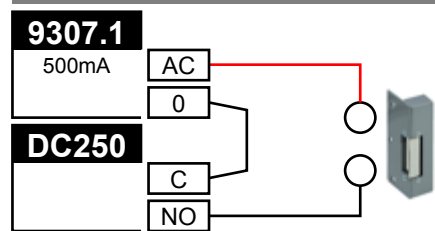
Take power from the 9307.1 power supply terminal DC (12V DC).

Locking Options

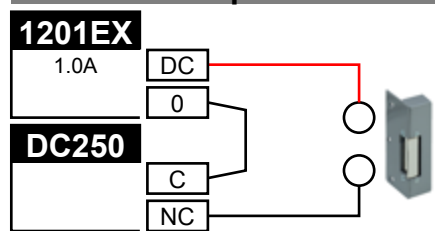
12V DC Fail Locked



12V AC Fail Locked



12V DC Fail Open



Volt Free

