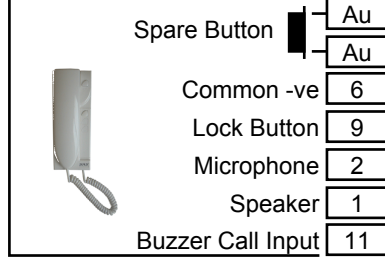


4000 Series audio door entry system n users, 1 entrance with DC50 Keypad

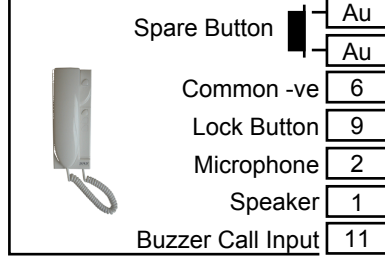
To Following Telephones

AN9102S Telephone



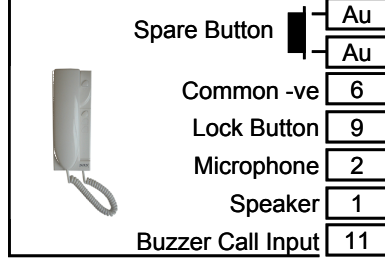
White / Green & White Blue
White / Orange
Blue / White
Green / White
Orange / White

AN9102S Telephone




White / Green & White Blue
White / Orange
Blue / White
Green / White
Orange / White

AN9102S Telephone



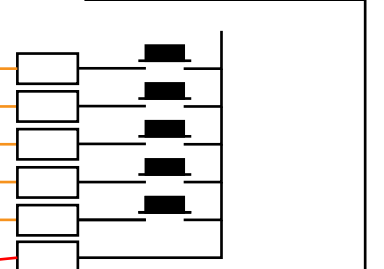
White / Green & White Blue
White / Orange
Blue / White
Green / White
Orange / White

9300 psu

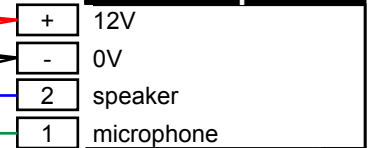


Orange / White
White / Green & Green / White

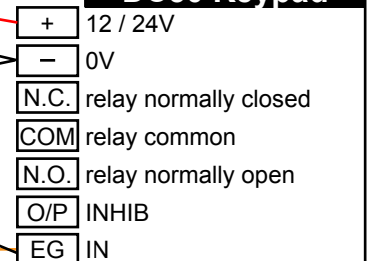
Call Buttons



5153M Speaker



DC50 Keypad



Egress Button

White / Orange

Installation Notes

Cable

Maximum recommended overall distance for 4 pair (CW1308 BT spec.) cable run is 200 metres.

Make connections as shown in the diagram to avoid interference.

Simultaneous Call

You may call up to 4 telephones at the same time. Connect 1, 2, 6, 9 & C7 in parallel.

Please Note

2 wires are shown connected in parallel for terminal 6, to the -ve at the speaker unit. This is intentional and should be followed for best results.

AN7577S

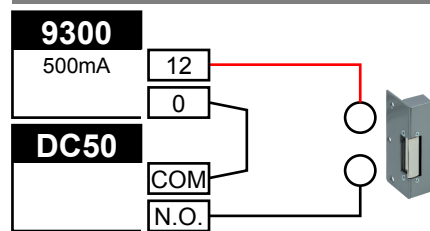
This telephone has additional terminals (8 and 3) for Door Monitor and Nuisance switch with LED indication.

Take power from the 9307.1 power supply terminal DC (12V DC).

Locking Options

Note : 9300 provides MAX 500mA 12V AC

12V AC Fail Locked



Volt Free

