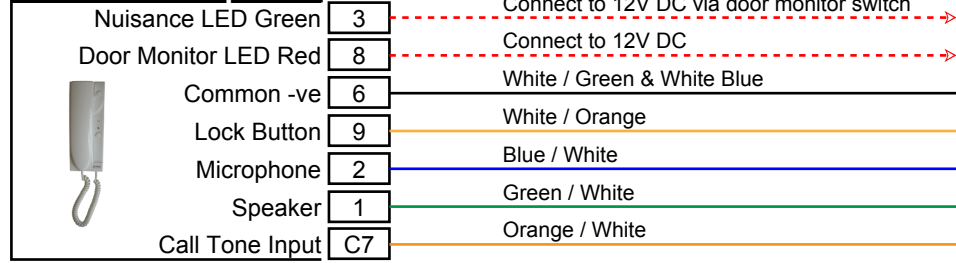


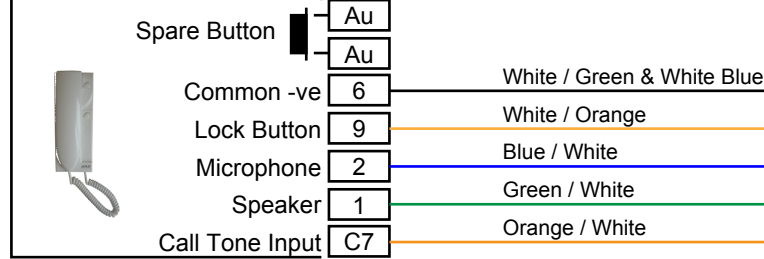
## 4000 Series audio door entry system n users, 1 entrance with DC50 Keypad, and TRADE button

To Following Telephones

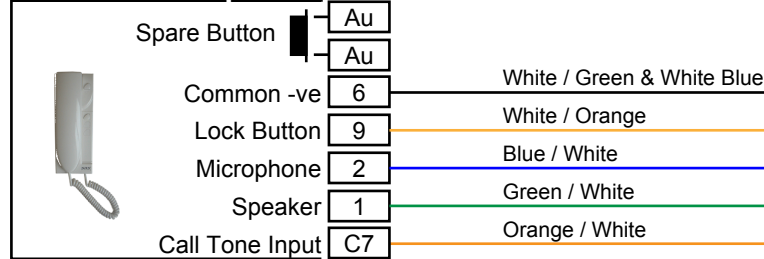
### AN7577S Telephone



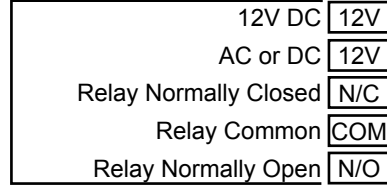
### AN9102S Telephone



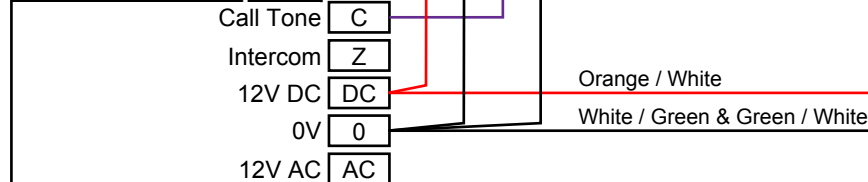
### AN9102S Telephone



### 5200 Time Clock



### 9307.1 Audio psu



### Trade Button

### Call Buttons

### 5153M Speaker

### DC50 Keypad

## Installation Notes

### Cable

Maximum recommended overall distance for 4 pair (CW1308 BT spec.) cable run is 200 metres.

Make connections as shown in the diagram to avoid interference.

### Simultaneous Call

You may call up to 4 telephones at the same time. Connect 1, 2, 6, 9 & C7 in parallel.

### Please Note

2 wires are shown connected in parallel for terminal 6, to the -ve at the speaker unit. This is intentional and should be followed for best results.

### AN7577S

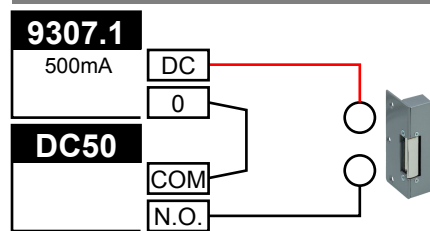
This telephone has additional terminals (8 and 3) for Door Monitor and Nuisance switch with LED indication.

Take power from the 9307.1 power supply terminal DC (12V DC).

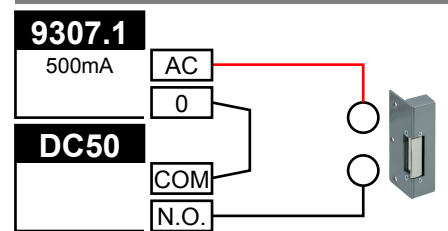
## Locking Options

Note : 9307.1 provides MAX 500mA 12V AC or 12V DC for lock - Replace 9307.1 connections for alternative PSU if more current is required

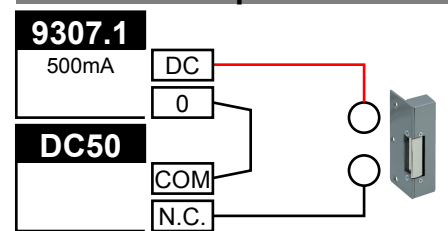
### 12V DC Fail Locked



### 12V AC Fail Locked



### 12V DC Fail Open



### Volt Free

