

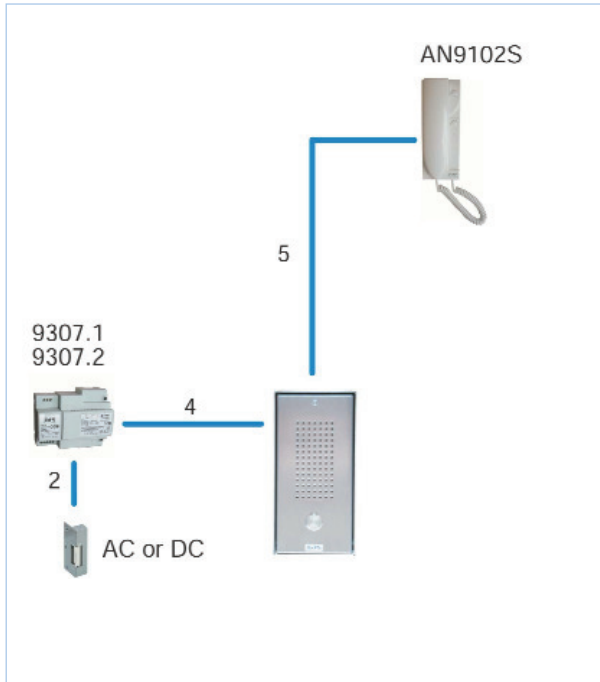


Vandal Resistant Door Entry Panels Surveyor Guide





Audio Surface Mount Panels



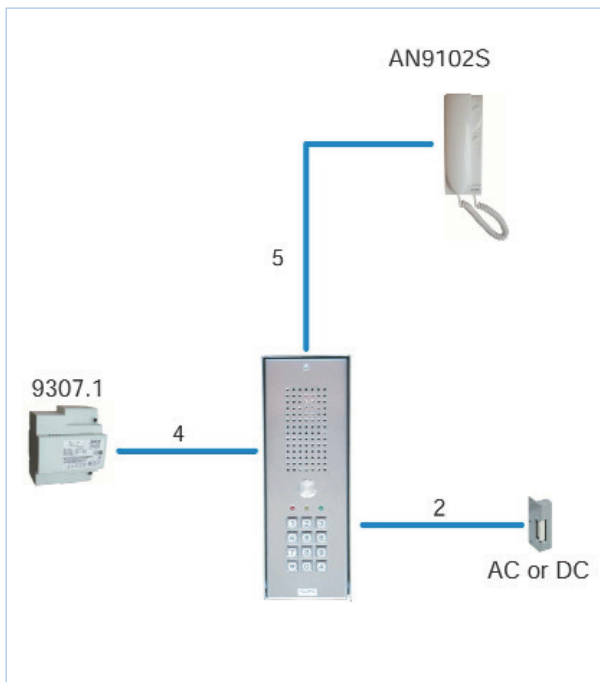
Buttons	H x W x D	Lead Time
1	220x100x50	Stock

These panels cannot be engraved and are surface mount only.

100mm wide panel is ideal for mounting on a post.



5101S



Buttons	H x W x D	Lead Time
1	300x100x50	Stock

These panels cannot be engraved and are surface mount only.

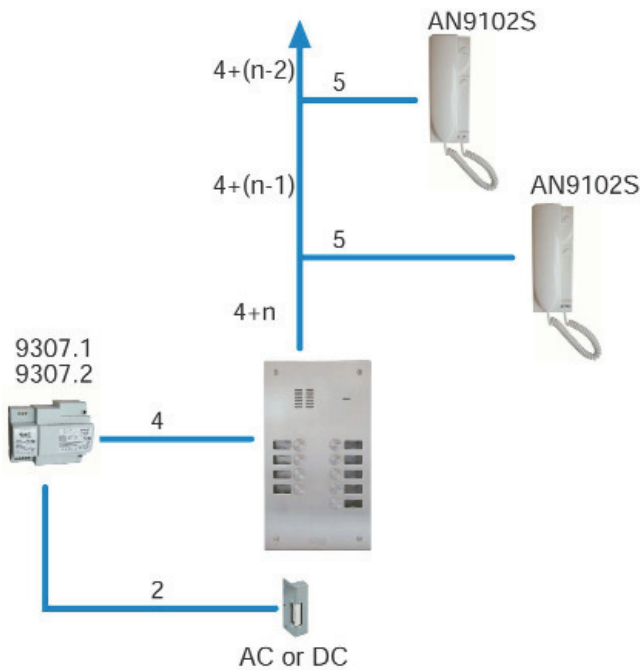
100mm wide panel is ideal for mounting on a post.



5101/05S

General Arrangement Drawings - 5 wire audio

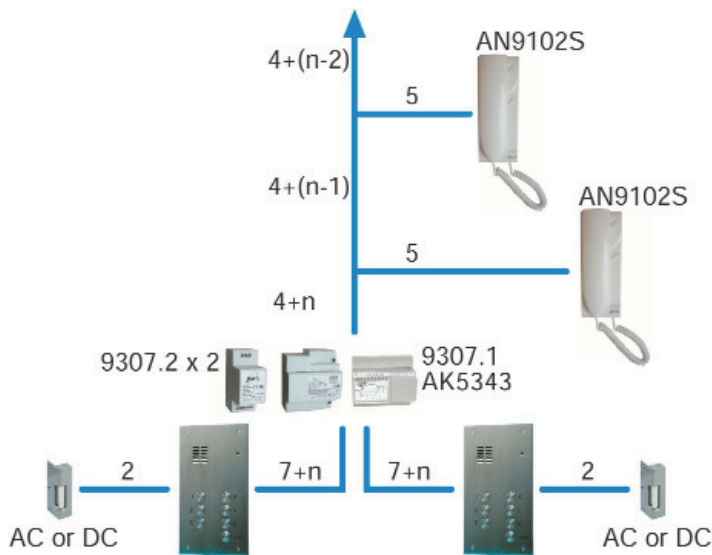
1 entrance panel



System Components

- Entrance Panel** 1 x See pages 6 - 7
All SRS vandal resistant audio entrance panels are compatible with this system
- Power Supply** 1 x 9307.1
The 9307.1 power supply is suitable for operating the door entry system and the locking device up to 250mA
- Lock timer relay** 1 x 9307.2
- Audio telephone** n x AN9102S
An alternative telephone (AN7577S) with door monitor LED, call mute switch & mute LED can be used on this system. An additional pair of wires to the telephone are required for these functions

2 entrance panels

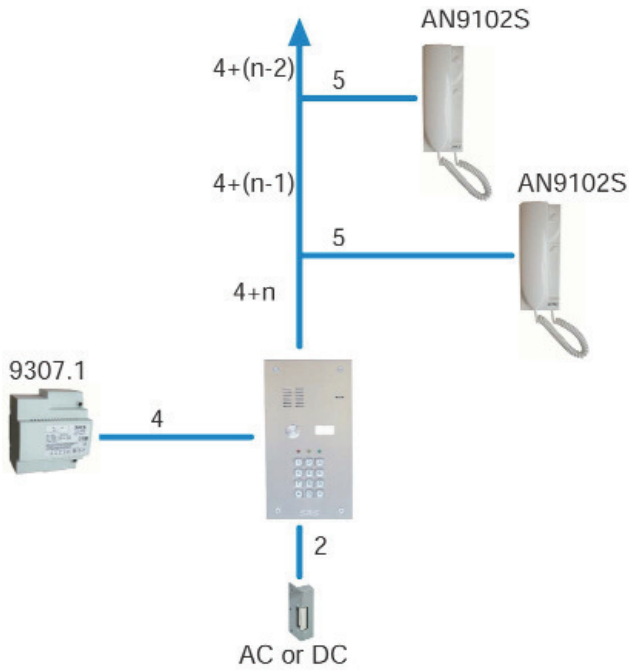


9307.2 timer for the lock release is required for each entrance unless a keypad is fitted in the panel

System Components

- Entrance Panel** 2 x See pages 6 - 7
All SRS vandal resistant audio entrance panels are compatible with this system
- Power Supply** 1 x 9307.1
The 9307.1 power supply is suitable for operating the door entry system and the locking device up to 250mA
- Lock timer relay** 2 x 9307.2
- Entrance Relay** 1 x AK5343
The AK5343 is a Bitron part that we use for our two entrance systems. We make our own relay (9432) which has separate relay outputs for the locking and busy output.
- Audio telephone** n x AN9102S
An alternative telephone (AN7577S) with door monitor LED, call mute switch & mute LED can be used on this system. An additional pair of wires to the telephone are required for these functions

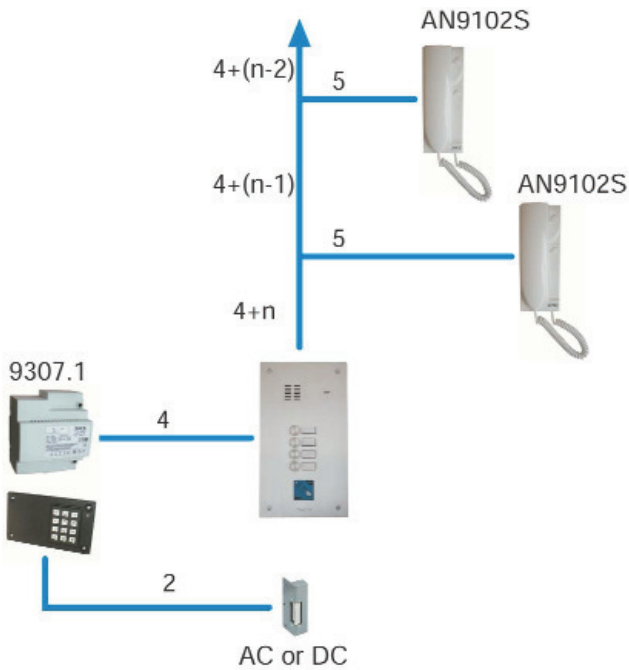
1 entrance panel - with Keypad



System Components

- Entrance Panel** 1 x See pages 8 - 9
All SRS vandal resistant audio entrance panels are compatible with this system
- Power Supply** 1 x 9307.1
The 9307.1 power supply is suitable for operating the door entry system and the locking device up to 250mA
- Lock timer relay** **Not required**
The keypad in the panel has a built in lock timer relay which means that the 9307.2 is not required.
- Audio telephone** n x AN9102S
An alternative telephone (AN7577S) with door monitor LED, call mute switch & mute LED can be used on this system. An additional pair of wires to the telephone are required for these functions

1 entrance panel - with proximity



System Components

- Entrance Panel** 1 x See pages 10 - 11
All SRS vandal resistant audio entrance panels are compatible with this system
- Power Supply** 1 x 9307.1
The 9307.1 power supply is suitable for operating the door entry system and the locking device up to 250mA
- Lock timer relay** **Not required**
The DC250 control unit has a built in lock timer relay which means that the 9307.2 is not required.
- Audio telephone** n x AN9102S
An alternative telephone (AN7577S) with door monitor LED, call mute switch & mute LED can be used on this system. An additional pair of wires to the telephone are required for these functions

Audio Engravable Panels




These panels require engraving with the flat numbers. You may also have a house name engraved at the top of the panel and visitor instructions below the speaker grill (Size D series only).

Panels listed are available in polished brass finish. Change the first digit of the stock code from 4 to 6. Eg 4101 becomes 6101.

Panels listed are flush. For surface fitting see page 18 - 19.

Buttons		H x W x D	Lead Time
1	Size A	250x136x35	Stock
2 - 3	Size A	250x136x35	7 days
4 - 10	Size A	250x136x50	7 days
1 - 28	Size D	321x181x50	7 - 21 days
29 - 32	Size D1	349x181x50	7 - 21 days
33 - 36	Size D2	377x181x50	7 - 21 days
37 - 40	Size D3	405x181x50	7 - 21 days
41 - 60	Size D4	405x273x50	7 - 21 days

Larger panels available



Audio Name Window Panels



These panels DO NOT require engraving. You have a choice of ordering clear lexan (a very hard plastic) name windows (1 per button) or PRE ENGRAVED name plate with engraved flat numbers (1 per button). Eg for a 3 button panel you might order NPS04, NPS05 & NPS06 for flats 4, 5 and 6.

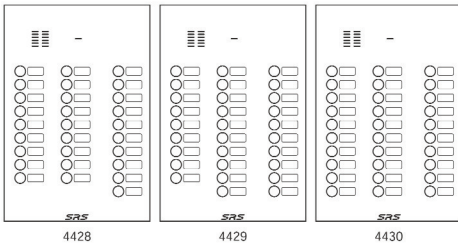
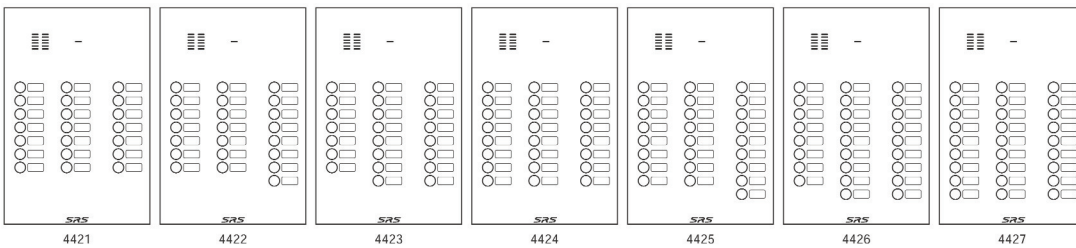
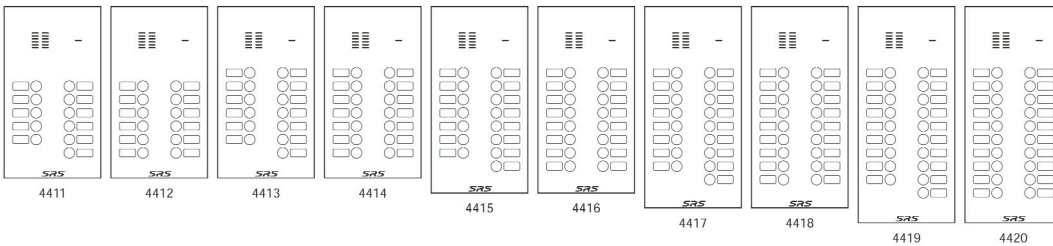
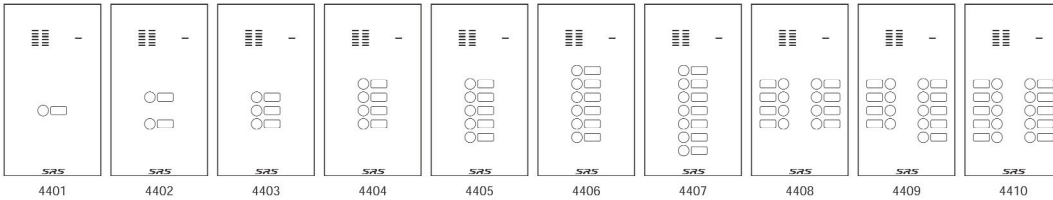
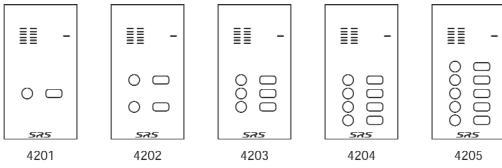
NP is for blank name plate.

Panels listed are available in polished brass finish. Change the first digit of the stock code from 4 to 6. Eg 4201 becomes 6201.


Panels listed are flush. For surface fitting see page 18 - 19.

Buttons		H x W x D	Lead Time
1 - 3	Size A	250x136x35	Stock
4 - 5	Size A	250x136x50	Stock
1 - 5	Size D	321x181x50	7 - 21 days
6 - 10	Size D	321x181x50	Stock
11 - 14	Size D	321x181x50	7 - 21 days
15 - 16	Size D1	349x181x50	7 - 21 days
17 - 18	Size D2	377x181x50	7 - 21 days
19 - 20	Size D3	405x181x50	7 - 21 days
21 - 30	Size D4	405x273x50	7 - 21 days

Larger panels available



Audio Engravable Panels with Keypad




These panels require engraving with the flat numbers. You may also have a house name engraved at the top of the panel and visitor instructions below the speaker grill (Size D series only).

Panels listed are available in polished brass finish. Change the first digit of the stock code from 4 to 6. Eg 4101/05 becomes 6101/05.

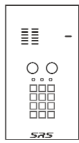
Panels listed are flush. For surface fitting see page 18 - 19.

Buttons		H x W x D	Lead Time
1 - 2	Size A	250x136x35	Stock
1 - 12	Size D	321x181x50	7 - 21 days
13 - 16	Size D1	349x181x50	7 - 21 days
17 - 20	Size D2	377x181x50	7 - 21 days
21 - 24	Size D3	405x181x50	7 - 21 days
25 - 52	Size D4	405x273x50	7 - 21 days


Larger panels available




4101/05



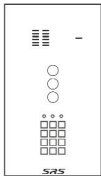
4102/05



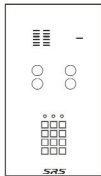
4301/05



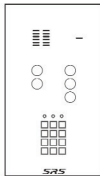
4302/05



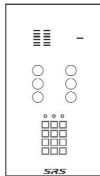
4303/05



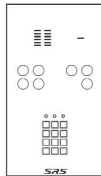
4304/05



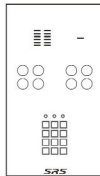
4305/05



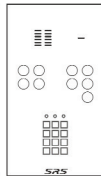
4306/05



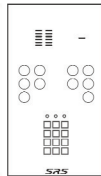
4307/05




4308/05




4309/05




4310/05




4311/05




4312/05




4313/05



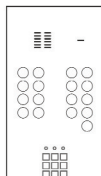
4314/05



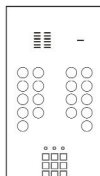
4315/05




4316/05



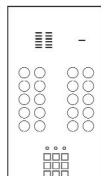
4317/05




4318/05




4319/05




4320/05




4321/05




4322/05



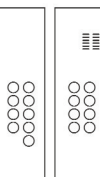
4323/05



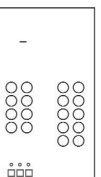
4324/05




4325/05



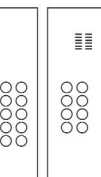
4326/05



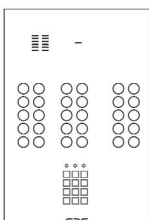
4327/05



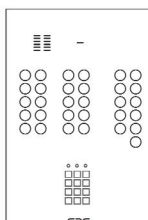
4328/05



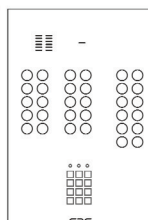
4329/05



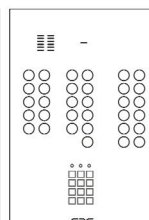
4330/05



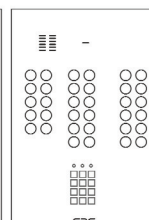
4331/05



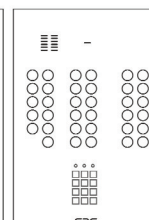
4332/05




4333/05



4334/05




4335/05



4336/05

Audio Name Window Panels with Keypad



These panels DO NOT require engraving. You have a choice of ordering clear polycarbonatename windows (1 per button) or PRE ENGRAVED name plate with engraved flat numbers (1 per button). Eg for a 3 button panel you might order NPS04, NPS05 & NPS06 for flats 4, 5 and 6.

NP is for blank name plate.

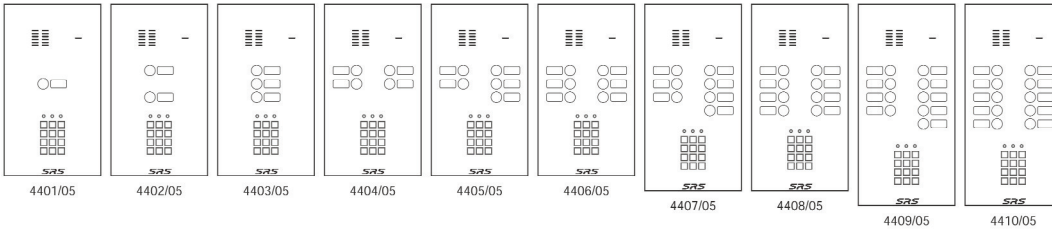
Panels listed are available in polished brass finish. Change the first digit of the stock code from 4 to 6. Eg 4201/05 becomes 6201/05.

Panels listed are flush. For surface fitting see page 18 - 19.

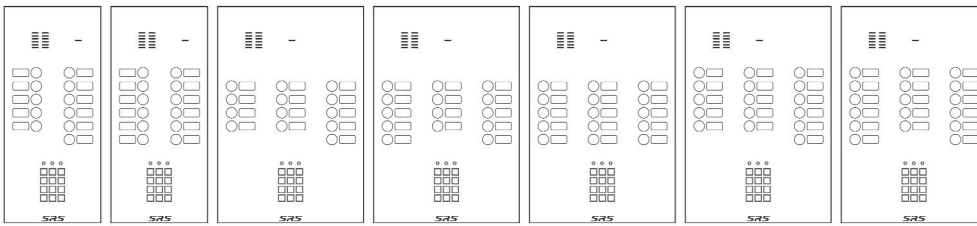
Buttons		H x W x D	Lead Time
1 Size	A	250x136x35	Stock
1 - 6	Size D	321x181x50	7 days
7 - 8	Size D1	349x181x50	7 - 21 days
9 - 10	Size D2	377x181x50	7 - 21 days
11 - 12	Size D3	405x181x50	7 - 21 days
13 - 26	Size D4	405x273x50	7 - 21 days



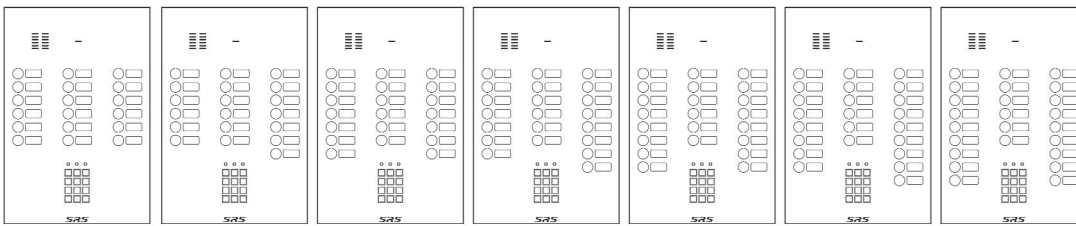
4201/05



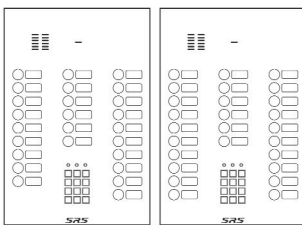
4401/05 4402/05 4403/05 4404/05 4405/05 4406/05 4407/05 4408/05 4409/05 4410/05



4411/05 4412/05 4413/05 4414/05 4415/05 4416/05 4417/05



4418/05 4419/05 4420/05 4421/05 4422/05 4423/05 4424/05



4425/05 4426/05

Audio Engravable Panels with Proximity Cut out




These panels require engraving with the flat numbers. You may also have a house name engraved at the top of the panel and visitor instructions below the speaker grill (Size D series only).

Panels listed are available in polished brass finish. Change the first digit of the stock code from 4 to 6. Eg 4101/08 becomes 6101/08.


Panels listed are flush. For surface fitting see page 18 - 19.

Buttons		H x W x D	Lead Time
1	Size D	321x181x50	Stock
2 - 8	Size D	321x181x50	7 days
9 - 16	Size D	321x181x50	7 - 21 days
17 - 20	Size D1	349x181x50	7 - 21 days
21 - 24	Size D2	377x181x50	7 - 21 days
25 - 28	Size D3	405x181x50	7 - 21 days
29 - 54	Size D4	405x273x50	7 - 21 days

Larger panels available



Audio Name Window Panels with Proximity Cut out




These panels DO NOT require engraving. You have a choice of ordering clear polycarbonate name windows (1 per button) or PRE ENGRAVED name plate with engraved flat numbers (1 per button). Eg for a 3 button panel you might order NPS04, NPS05 & NPS06 for flats 4, 5 and 6.

NP is for blank name plate.


Panels listed are available in polished brass finish. Change the first digit of the stock code from 4 to 6. Eg 4201/08 becomes 6201/08.

Panels listed are flush. For surface fitting see page 18 - 19.

Buttons		H x W x D	Lead Time
1	Size A	250x136x35	Stock
2 - 5	Size A	250x136x35	7 days
6 - 10	Size D	321x181x50	7 - 21 days
11 - 12	Size D1	349x181x50	7 - 21 days
13 - 14	Size D2	377x181x50	7 - 21 days
15 - 16	Size D3	405x181x50	7 - 21 days
17 - 30	Size D4	405x273x50	7 - 21 days



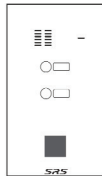
4201/08



4202/08



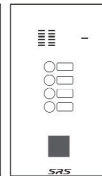
4401/08



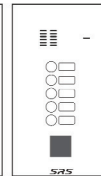
4402/08



4403/08



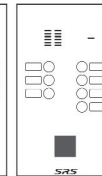
4404/08




4405/08




4406/08




4407/08




4408/08




4409/08



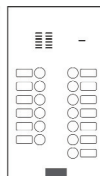
4410/08



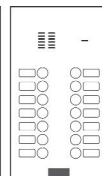
4411/08




4412/08




4413/08




4414/08



4415/08




4416/08




4417/08



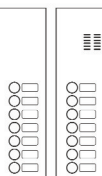
4418/08



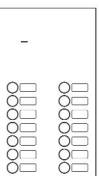
4419/08




4420/08



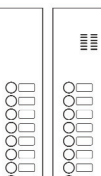
4421/08



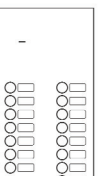
4422/08




4423/08



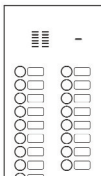
4424/08



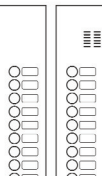
4425/08



4426/08



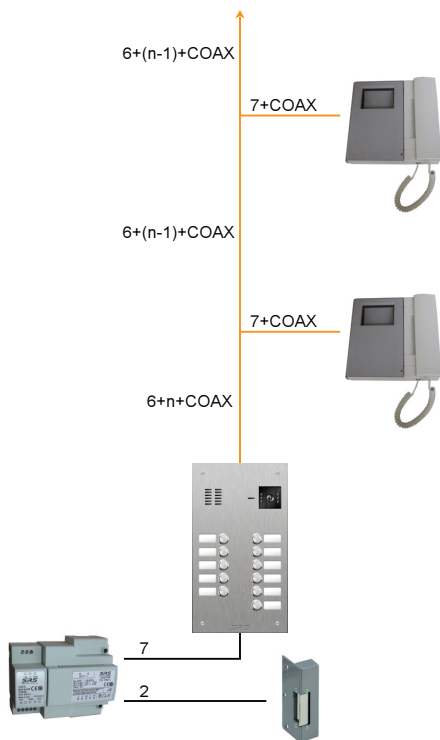
4427/08



4428/08

General Arrangement Drawings - 4000 series video


1 entrance panel



System Components

- Entrance Panel** 1 x **See page 14**
Only SRS 4000 series panels should be used.
- Camera Unit** 1 x **4500C (colour)**
4500M (mono)
Select colour or mono to match the monitors used. Includes audio amplifier.
- Power Supply** 1 x **9008V2**
The 9008V2 video power supply provides power for the monitors and camera LEDs. Only one monitor can be illuminated from the 9008V2
- Power Supply** 1 x **9307.1**
The 9307.1 power supply provides power for speaker unit, camera and suitable for operating a locking device up to 500mA
- Lock timer relay** 1 x **9307.2**
- Video telephone** n x **AV1423/002 (colour)**
or **AV1423/001 (mono)**
n x **AV1423/013 (bracket for monitors)**

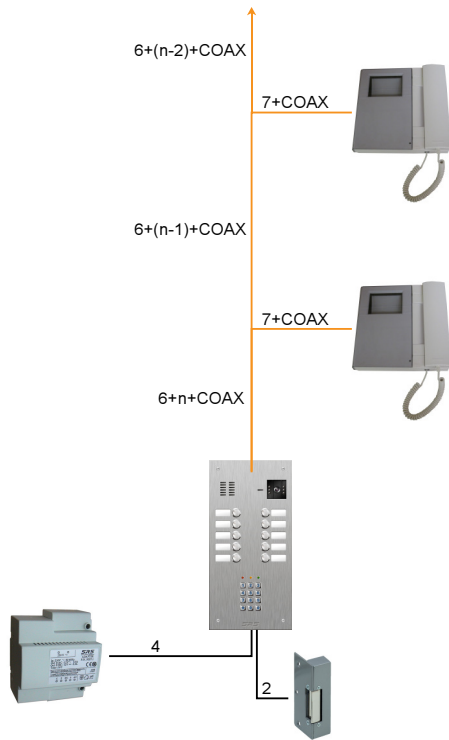
2 entrance panels



System Components

- Entrance Panel** 1 x **See page 14**
Only SRS 4000 series panels should be used.
- Camera Unit** 1 x **4500C (colour)**
4500M (mono)
Select colour or mono to match the monitors used. Includes audio amplifier.
- Power Supply** 1 x **9008V2**
The 9008V2 video power supply provides power for the monitors and camera LEDs. Only one monitor can be illuminated from the 9008V2
- Power Supply** 1 x **9307.1**
The 9307.1 power supply provides power for speaker unit, camera and suitable for operating a locking device up to 500mA
- Entrance Relay** 1 x **9432**
- Lock timer relay** 1 x **9307.2**
- Video telephone** n x **AV1423/002 (colour)**
or **AV1423/001 (mono)**
n x **AV1423/013 (bracket for monitors)**

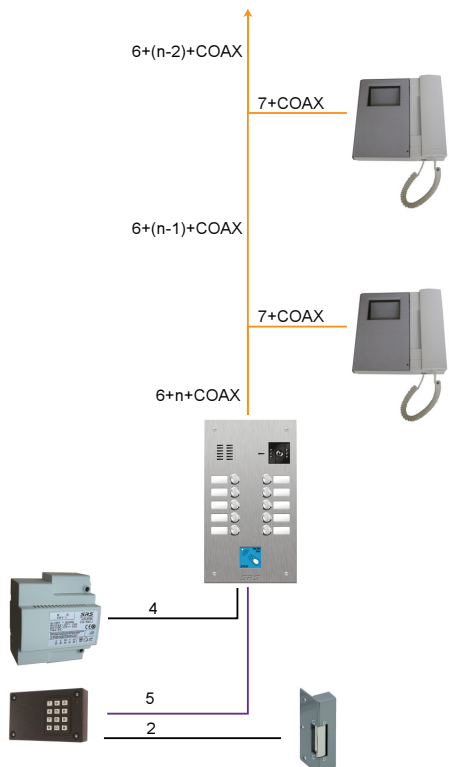
1 entrance panel - with Keypad



System Components

- Entrance Panel** 1 x **See page 16**
Only SRS 4000 series panels should be used.
- Keypad** Built into the panel
- Camera Unit** 1 x **4500C (colour)**
4500M (mono)
Select colour or mono to match the monitors used. Includes audio amplifier.
- Power Supply** 1 x **9008V2**
The 9008V2 video power supply provides power for the monitors and camera LEDs. Only one monitor can be illuminated from the 9008V2
- Power Supply** 1 x **9307.1**
The 9307.1 power supply provides power for speaker unit, camera and suitable for operating a locking device up to 500mA
- Video telephone** n x **AV1423/002 (colour)**
or **AV1423/001 (mono)**
n x **AV1423/013 (bracket for monitors)**

1 entrance panel - with proximity




System Components

- Entrance Panel** 1 x **See page 17**
Only SRS 4000 series panels should be used.
- Proximity reader** Built into the panel
- Camera Unit** 1 x **4500C (colour)**
4500M (mono)
Select colour or mono to match the monitors used. Includes audio amplifier.
- Power Supply** 1 x **9008V2**
The 9008V2 video power supply provides power for the monitors and camera LEDs. Only one monitor can be illuminated from the 9008V2
- Power Supply** 1 x **9307.1**
The 9307.1 power supply provides power for speaker unit, camera and suitable for operating a locking device up to 500mA
- Access Control** 1 x **KDC250/08**
Kit including control, psu, reader
- Video telephone** n x **AV1423/002 (colour)**
or **AV1423/001 (mono)**
n x **AV1423/013 (bracket for monitors)**



Video Name Window Panels



These panels DO NOT require engraving. You have a choice of ordering clear polycarbonate name windows (1 per button) or PRE ENGRAVED name plate with engraved flat numbers (1 per button). Eg for a 3 button panel you might order NPS04, NPS05 & NPS06 for flats 4, 5 and 6.

NP is for blank name plate.


Panels listed are available in polished brass finish. Change the first digit of the stock code from 4 to 6. Eg 4701 becomes 6701.

Panels listed are flush. For surface fitting see page 18 - 19.


Buttons		H x W x D	Lead Time
1 - 2	Size A	250x136x35	Stock
1 - 14	Size D	321x181x50	7 days
15 - 16	Size D1	349x181x50	7 - 21 days
17 - 18	Size D2	377x181x50	7 - 21 days
19 - 20	Size D3	405x181x50	7 - 21 days
21 - 30	Size D4	405x273x50	7 - 21 days



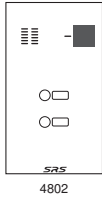
4701



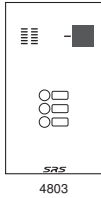
4702



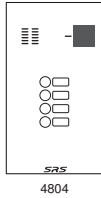
4801



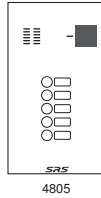
4802



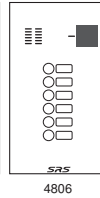
4803



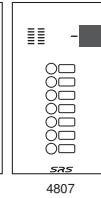
4804



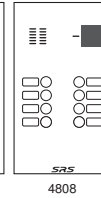
4805



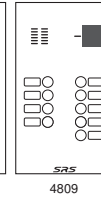
4806



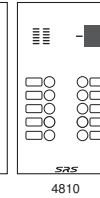
4807



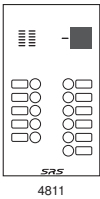
4808



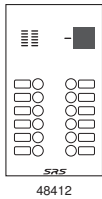
4809



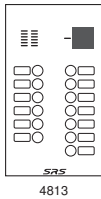
4810



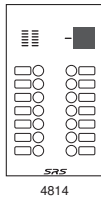
4811



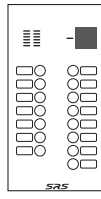
48412



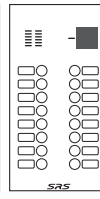
4813



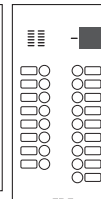
4814



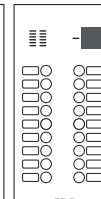
4815



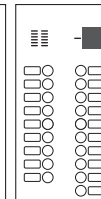
4816



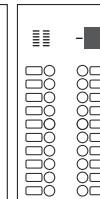
4817



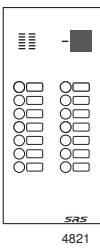
4818




4819



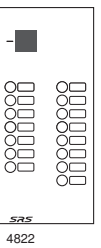
4820



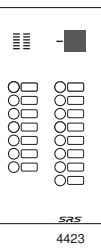
4821



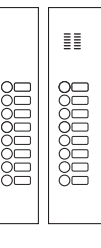
4822



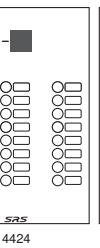
4423




4424



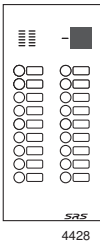
4425



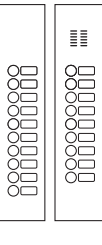
4426



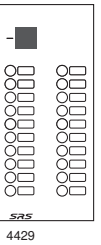
4427



4428



4429



4430

Video Name Window Panels with Keypad




These panels DO NOT require engraving. You have a choice of ordering clear polycarbonate name windows (1 per button) or PRE ENGRAVED name plate with engraved flat numbers (1 per button). Eg for a 3 button panel you might order NPS04, NPS05 & NPS06 for flats 4, 5 and 6.

NP is for blank name plate.

Panels listed are available in polished brass finish. Change the first digit of the stock code from 4 to 6. Eg 4801/05 becomes 6801/05.

Panels listed are flush. For surface fitting see page 18 - 19.

Buttons		H x W x D	Lead Time
1	Size D	321x181x50	Stock
2 - 6	Size D	321x181x50	7 - 21 days
7 - 8	Size D1	349x181x50	7 - 21 days
9 - 10	Size D2	377x181x50	7 - 21 days
11 - 12	Size D3	405x181x50	7 - 21 days
17 - 26	Size D4	405x273x50	7 - 21 days



Video Name Window Panels with Proximity Cut out



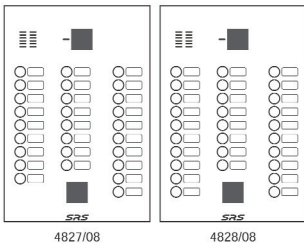
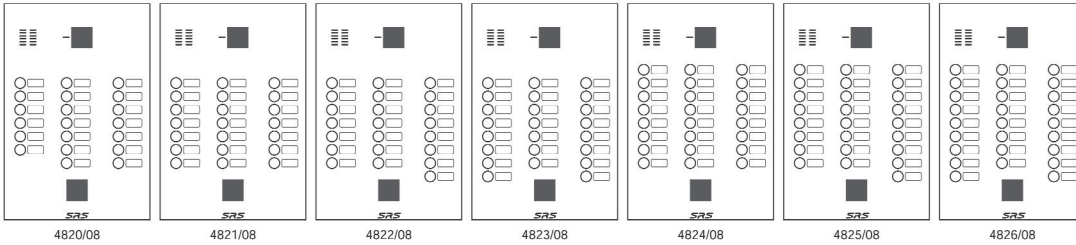
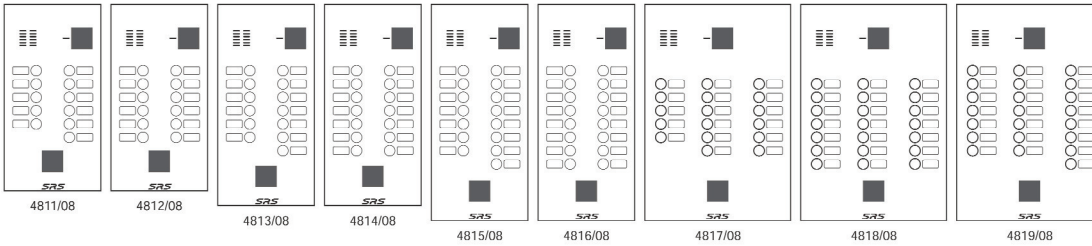
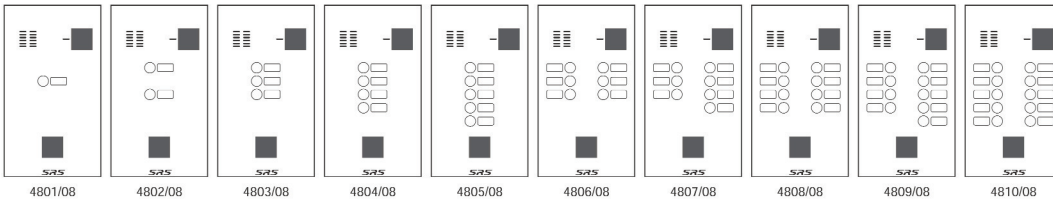
These panels DO NOT require engraving. You have a choice of ordering clear polycarbonate name windows (1 per button) or PRE ENGRAVED name plate with engraved flat numbers (1 per button). Eg for a 3 button panel you might order NPS04, NPS05 & NPS06 for flats 4, 5 and 6.

NP is for blank name plate.

Panels listed are available in polished brass finish. Change the first digit of the stock code from 4 to 6. Eg 4801/08 becomes 6801/08.

Panels listed are flush. For surface fitting see page 18 - 19.

Buttons		H x W x D	Lead Time
1	Size D	321x181x50	Stock
2 - 10	Size D	321x181x50	7 - 21 days
11 - 12	Size D1	349x181x50	7 - 21 days
13 - 14	Size D2	377x181x50	7 - 21 days
15 - 16	Size D3	405x181x50	7 - 21 days
17 - 26	Size D4	405x273x50	7 - 21 days



Size A

35mm deep

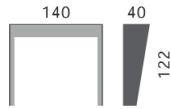
Size A

50mm deep

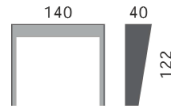
Size D

Rain Hood

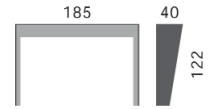
Use with flush fitting stainless steel panels



3505/00



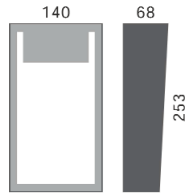
3505/00



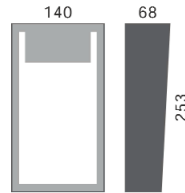
3506/00

Rain Hood

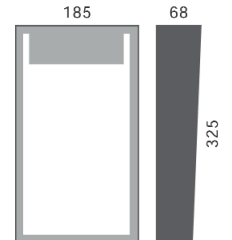
Use with surface fitting stainless steel panels



3505/50



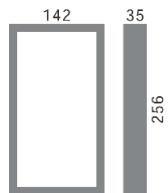
3505/50



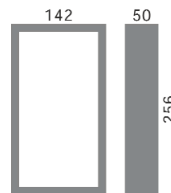
3506/50

Hardwood Frame

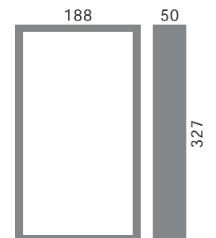
Use with surface fitting polished brass panels



3505/35W

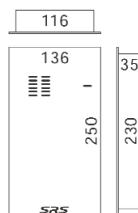


3505/50W

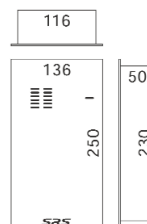


3506/50

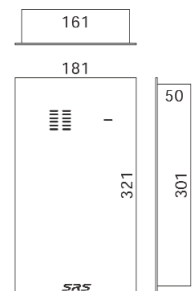
Dimensions



Size A



Size A



Size D

Size D1

Size D2

Size D3

Size D4

